

For parents registering their son:

When registering your son as a youth participant, you must have a MyScouting account. The MyScouting account must be in an adult's name (as stated on the MyScouting.org log-in screen).

MYSCOUTING LOGON

Have an existing account?
Enter your e-mail address and password below to access your MyScouting account. Password is case-sensitive.
Need help? Click [here](#).

E-Mail Address *

Password *

Forgot your password?
Click [here](#) to retrieve it.

New to MyScouting?
Click [here](#) to create an account.

BSA members may provide member ID and council name when creating the account; or, add this information to the account later.

Truste
Site privacy statement

This page is not intended for users under 13 years of age. Jamboree youth registration must be completed by a parent or guardian from the parent or guardian's MyScouting account. For a detailed privacy policy, click the Privacy Policy link below. This site supports Internet Explorer 6.0 (or more recent) and Firefox 2.0.

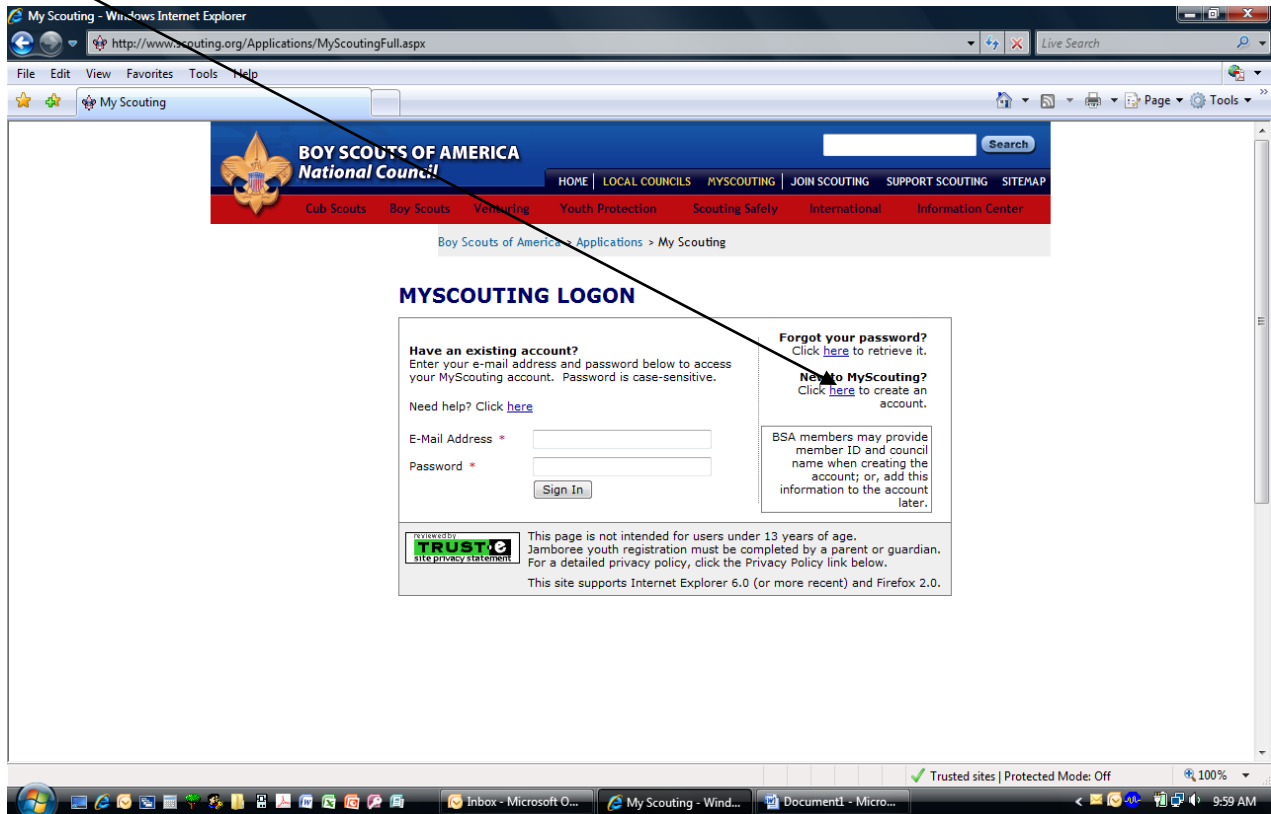
Done

Trusted sites | Protected Mode: Off | 100%

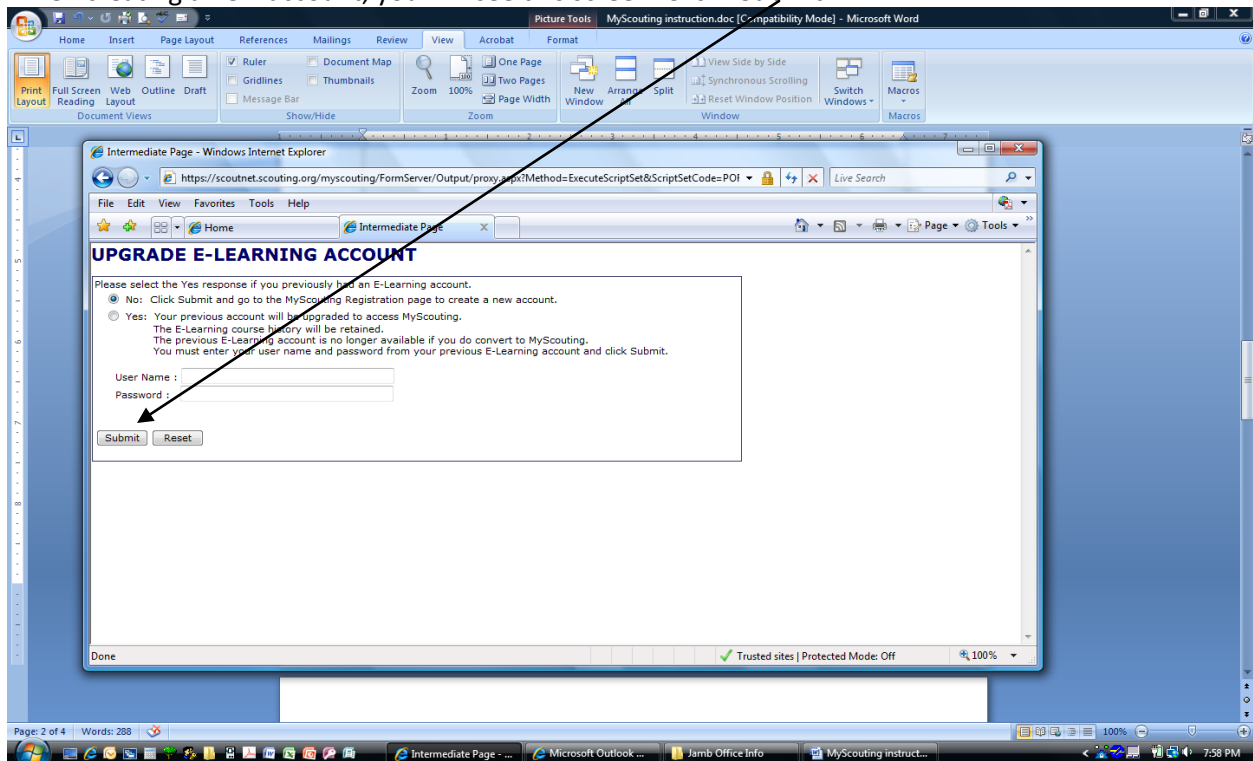
Page: 1 of 4 | Words: 147

Sign In - Windows I... | Microsoft Outlook ... | Jamb Office Info | MyScouting instruct... | 7:30 PM

If you do not have a MyScouting account, you can create one by clicking here.



When creating a new account, you will see this screen. Click "Submit."



Complete only the fields with the red *. You do NOT need to enter your council number or member ID.

MYSCOUTING REGISTRATION

Complete the form below to create your own MyScouting account.

NOTE: Required items are marked with *.

Registration

First Name *

Last Name *

If you are currently a member of the Boy Scouts of America, please enter the following information. You may enter Council and Member ID at a later time if not available.

Council Number

Member ID

Here's where to look on your membership card to find your council number and your member ID.

This certifies that
Thomas Cook
Committee Member
is a member of the
BOY SCOUTS OF AMERICA
Pack 0396, Paris, TX
and is entitled to all the rights and privileges
thereof to the last day of December 2007

000 00 100000000
Council Number Member ID

Submit Reset Cancel

Complete the required information on the next screen.

MYSCOUTING REGISTRATION

Complete the form below to create your own MyScouting account.

NOTE: Required items are marked with *.

Login Information

E-Mail Address *

Confirm E-Mail Address *

The password you create must be in the following format:

- Must be 8-12 characters in length
- Must include at least 1 numeric character (0-9)
- Must include at least 1 alpha character (A-Z)
- Can contain both uppercase and lowercase characters
- Can contain the following special characters (.,!,@,#,\$,%,&,'^,*)

Password *

Confirm Password *

Security Question *

Answer *

Confirm Answer *

Personal Information

First Name *

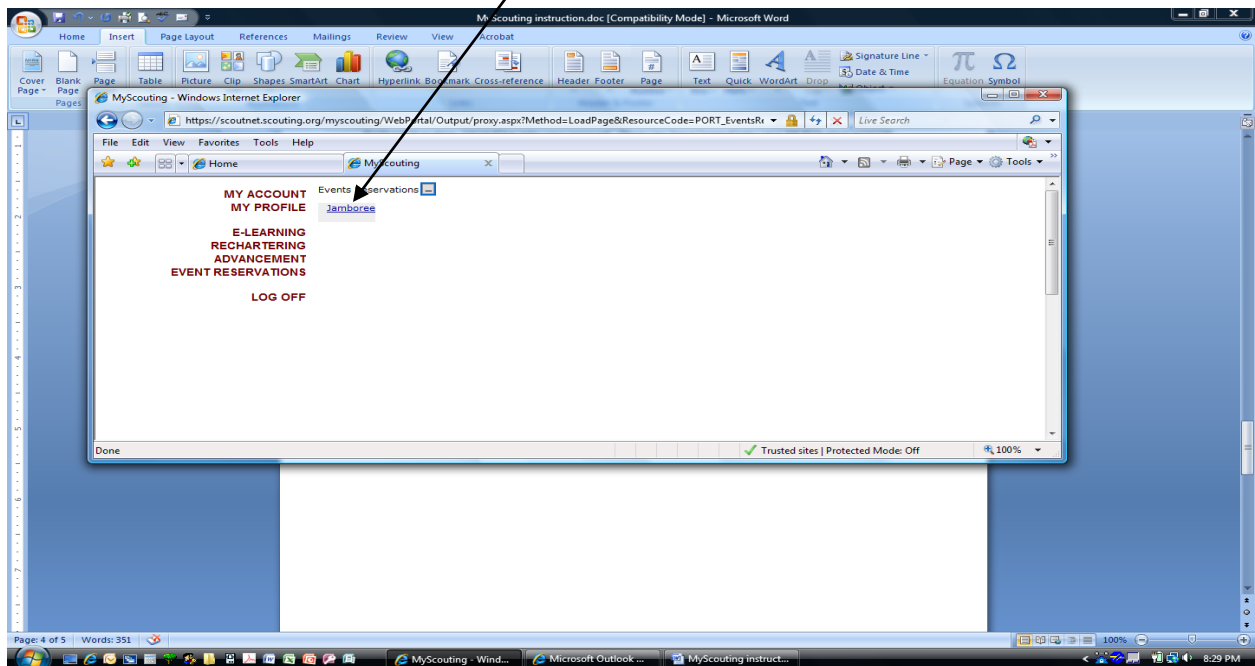
Middle Name

Once you have completed your MyScouting information, an e-mail will be sent to the e-mail address you provided on the form. You will need to access your e-mail account, open the e-mail, and click on the link provided confirming your e-mail address. Your MyScouting account will then be activated.

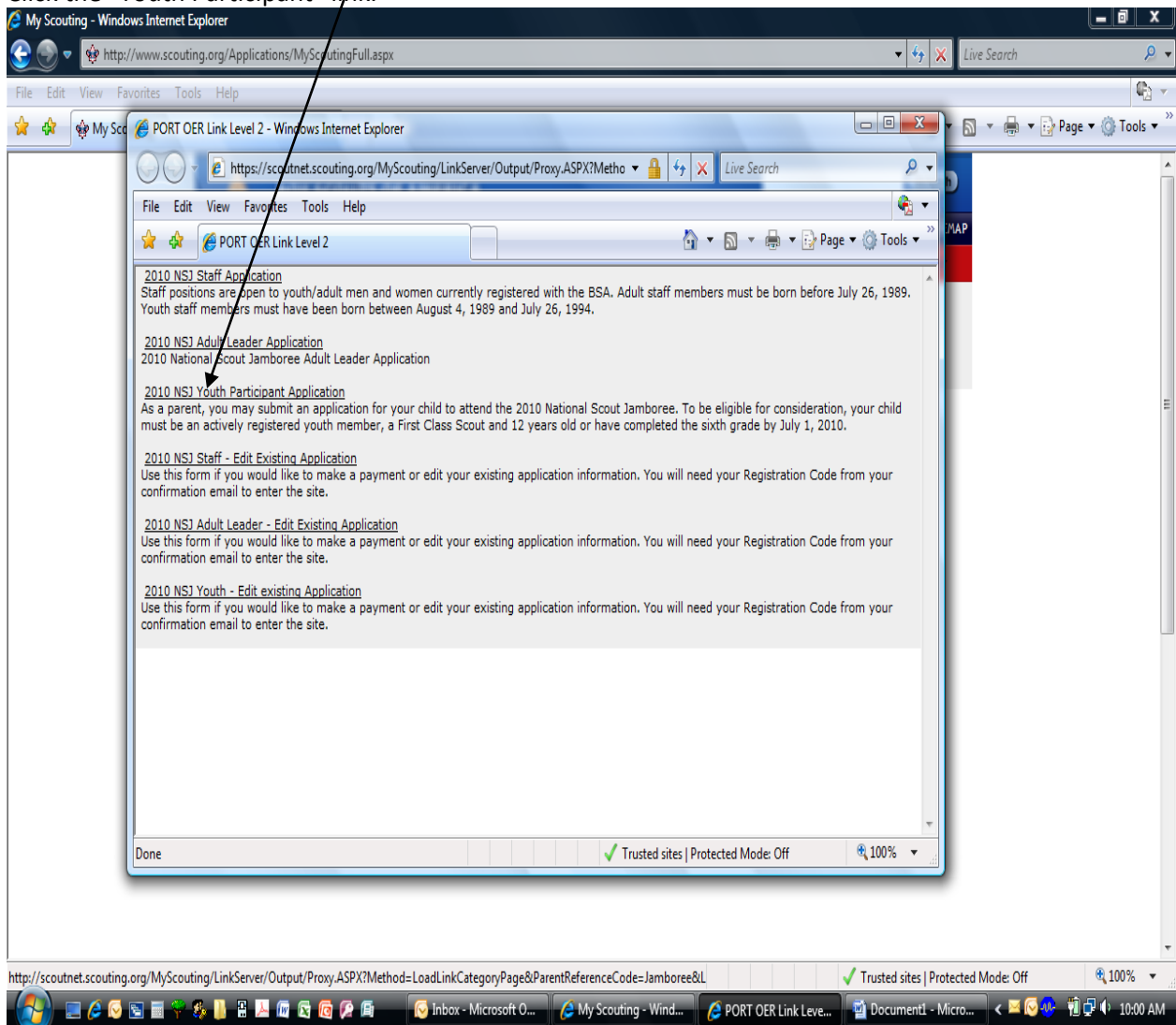
Go to MyScouting.org and log in to your account. Once you have logged in to your MyScouting account, you will see this screen. Click on the “Event Reservations” link.



You should now see this screen. Click on “Jamboree.”



Click the "Youth Participant" link.



You will enter your son's member ID, council number, and troop number at the end of the first page of the application.

Q. My son is currently 10 years old. He will be 12 by 2010. How do I register him?

A. If your son is currently younger than 12, but will turn 12 before the jamboree, you will need to provide the following information via e-mail to 2010jamboree@netbsa.org: youth name, DOB, unit currently registered with, council currently registered with, the boy's member ID, and expiration date. Once that information has been received and verified, we will start an application and enter enough information for the system to generate a registration code. We will then e-mail the registration code to the parent. The parent will need to take the registration code and log in to "Edit Youth Application," finish the application, and pay the processing fee.

Because we start the application, the agreement forms are bypassed. We will e-mail the agreement forms to the parent, requesting they read over the forms with the youth and e-mail us with their approval. We then have to check those as "read" in the system.

Q. I am currently 16 and want to complete an Adult Leader Application, but I keep getting an error message. How can I register?

A. You will need to provide the following information via e-mail to 2010jamboree@netbsa.org: youth name, DOB, unit currently registered with, council currently registered with, member ID, and expiration date. Once that information has been received and verified, we will start an application and enter enough information for the system to generate a registration code. We will then e-mail the registration code to the e-mail address provided. You will need to take the registration code and log in to "Edit Adult Application," finish the application, and pay the processing fee.

Because we start the application, the agreement forms are bypassed. We will e-mail the agreement forms to you, requesting you read over the forms and e-mail us with your approval. We then have to check those as "read" in the system.

Q. My son is currently 15 and wants to complete a Staff Application.

A. He will need to create a MyScouting account as shown above. He should select "NSJ Staff Application." At the bottom of the first page, he will select the option "Adult staff (16-25)." Complete the remainder of the application.